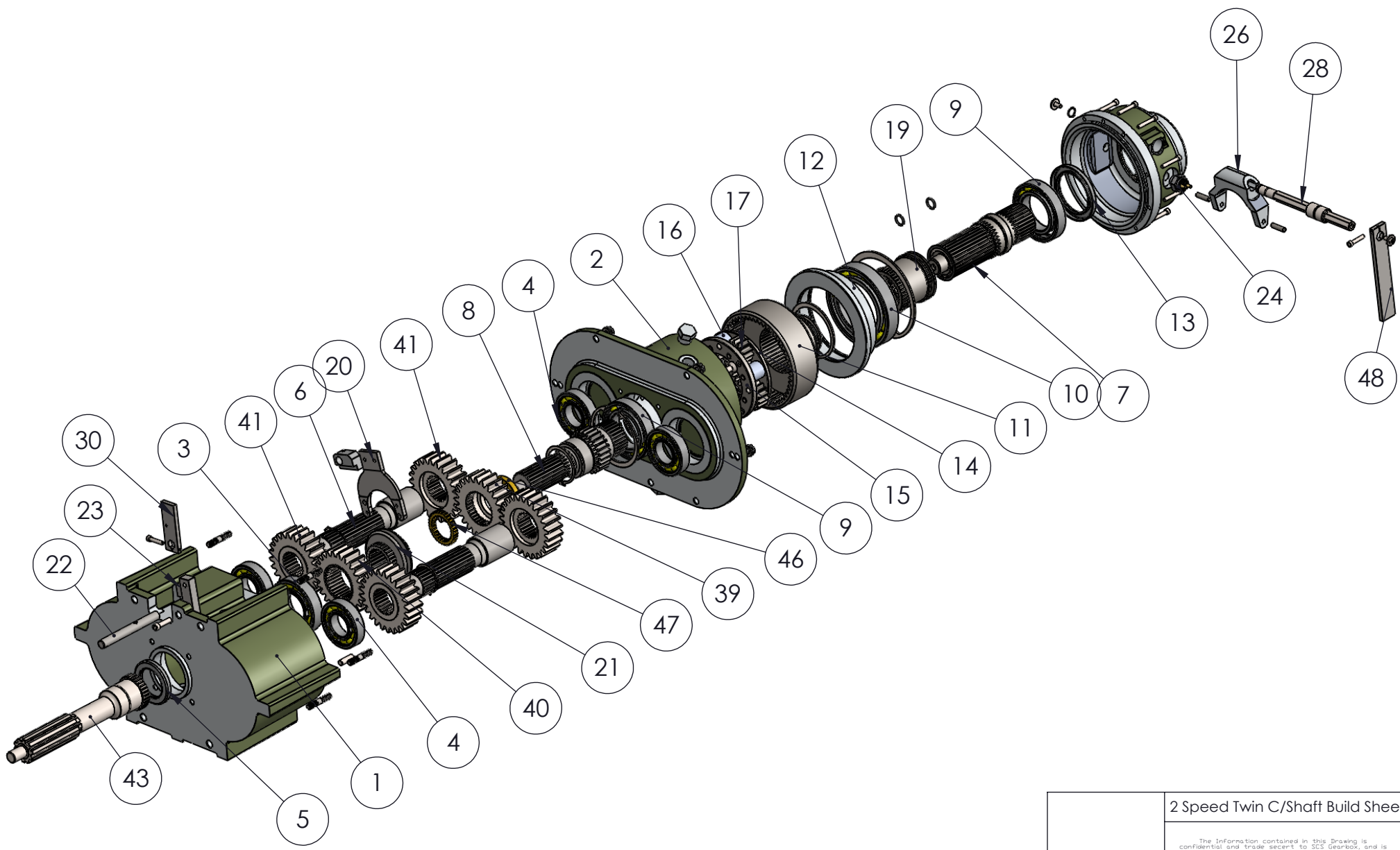


REVISIONS				
ZONE	REV	DESCRIPTION	DATE	APPROVED

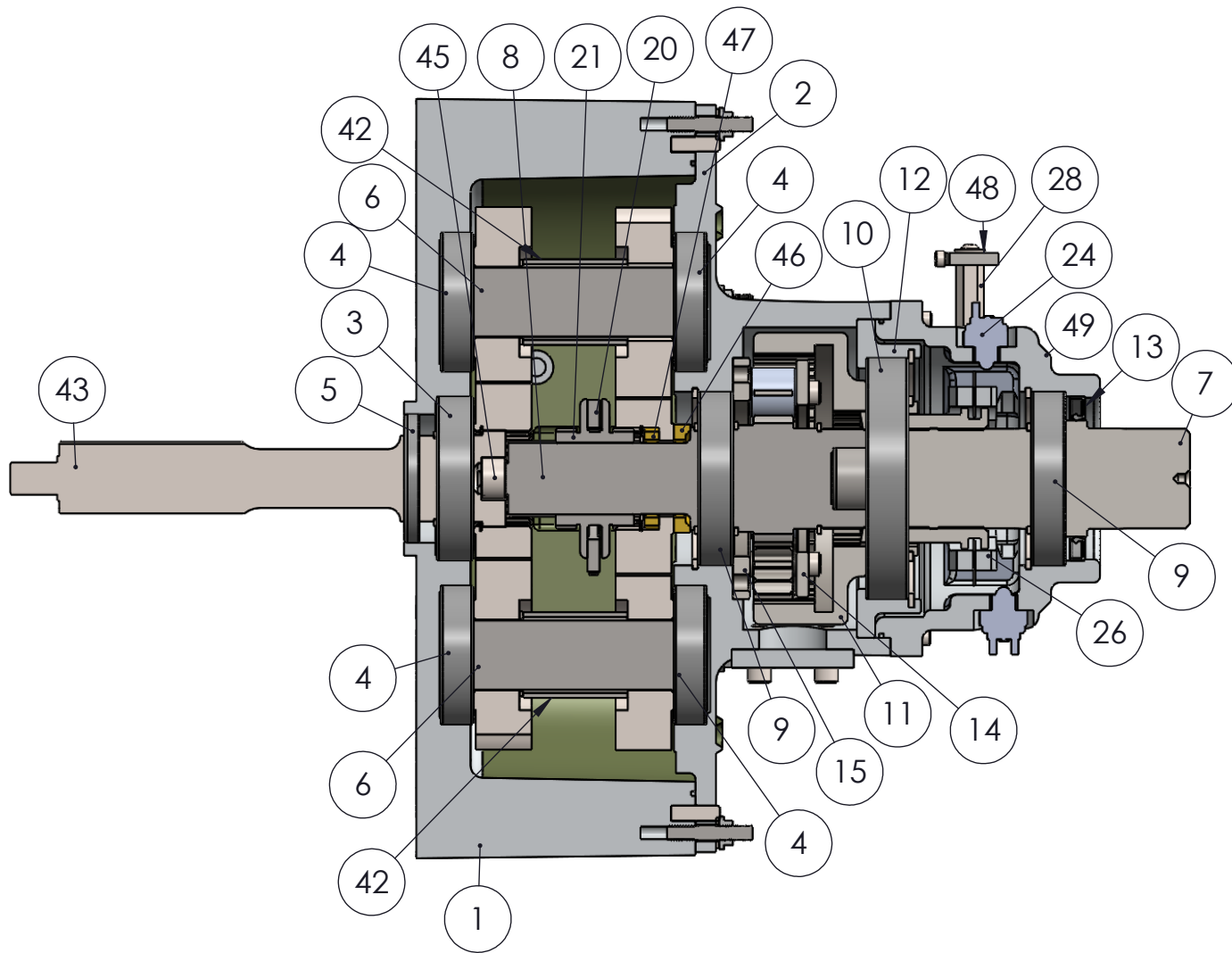


739 West Main St. Bellevue, OH. 44811		SIZE	FORM NO.	DWG NO.	REV
SCALE		SCS-TMN-2SPD-STD		SHEET	

2 Speed Twin C/Shaft Build Sheet

The information contained in this drawing is confidential and trade secret to SCS Gearbox, and is not to be disclosed without release from the V.P. of Engineering.

ITEM NO.	PART NUMBER	DESCRIPTION	Default/QTY.
1	2 Speed Case	SCS-TMN-2SPD-CASE	1
2	2 Speed Lid	SCS-TMN-2SPD-LID	1
3	209 C3 Ball	SKF209/C3	1
4	207	SKF207/C3	4
5	CR_17448	SKF17448	1
6	2 Speed counter shaft	SCS-TMN-2SPD-CS	2
7	10 Series Output Shaft	SCS-REV-10S-OS-2.062-32S	1
8	2 Speed Sun Shaft	SCS-TMN-2SPD-SUNSF	1
9	6011-C3	SKF6011/C3	2
10	6016-C3	SKF6016/C3	1
11	10 Series Ring Gear	SCS-REV-10S-RINGGEAR	1
12	10 Series Bearing Support	SCS-REV-10S-BRGSPT	1
13	CR_23447	BDI60X85X8 CRW1 V	1
14	10 Series Planetary Plate	SCS-REV-10S-PRYPLT	1
15	10 Series Planetary Bottom Plate	SCS-REV-10S-PRYPLT-BTM	1
16	10 Series Planetary Stand	SCS-REV-10S-PRYSND	4
17	10 Series Planetary Gear	SCS-REV-10S-PRYGEAR	4
18	10 Series Planetary Pin	SCS-REV-10S-PRYPIN	4
19	10 Series Shift Collar	SCS-REV-10S-SFTCLR	1
20	2 Speed Shift Fork	SCS-TMN-2SPD-SFTFRK	1
21	2 Speed Shift Collar	SCS-TMN-2SPD-SFTCLR	1
22	2 Speed Shift Rod	SCS-TMN-2SPD-SFTROD	1
23	2 Speed Shifter lock	SCS-TMN-2SPD-SFTLOCK	1
24	Allison Transmission Sensor	TP-TN40035	2
25	Drain Plug	SCS-DRNPLG-750	4
26	10 Series Shift Fork	SCS-REV-10S-STFK	1
27	10 Series Shift Fork Pin (1.000 Long)	ZIE25R100PDP	2
28	10 Series Hex Shaft	SCS-REV-10S-HXST	1
29	10 Series brake cap	SCS-REV-10S-BRKCAP	1
30	2 Speed Shift Handle	SCS-TMN-2SPD-SFTHDL	1
31	156 Snap Ring	BDIROR SH-156ST PA	3
32	206 Snap Ring	BDIROR SH-206ST PA	3
33	212 Snap Ring	BDIROR SH-212ST PA	1
34	315 Snap Ring	BDIROR SH315ST PA	1
35	050 Snap Ring	BDIROR SHR-50ST PA	1
36	175 Snap Ring	BDIROR SH-175ST PA	1
37	350 INT. SNAP RING	BDIROR HO-350ST PA	2
38	500 INT. SNAP RING	BDIROR HO-500ST PA	1
39	2 Speed 25 tooth input gear	PER CASE	1
40	2 Speed 25 tooth gear	PER CASE	1
41	2 Speed 25 tooth countershaft gear	PER CASE	4
42	2 Speed Spacer	SCS-TMN-2SPD-CSSPR	2
43	2 Speed Counter Input	SCS-TMN-2SPD-CTRIS-10SPLINE	1
44	2 Speed Fork Adapter	SCS-TMN-2SPD-SFTFRKADPR	1
45	Koyo B-108	BDIKOY B-108	1
46	2 Speed Brass Sun Shaft Spacer	SCS-TMN-2SPD-SUNSFSPR	1
47	2 Speed Brass Spacer	SCS-TMN-2SPD-BRSSPR	1
48	Shift Lever	SCS-REV-10S-STLR	1
49	20 Series Reverser Case Big Bore	SCS-TMN-20SRS-CASE-BIGBORE	1
50	Koyo B-1612	BDIKOY B-1612	1
51	1/4-20 X 1.00 CAP SCREW	ZIE25C100KCS	1
52	10-24 X 1.00 CAP SCREW	ZIE10C100KCS	2
53	5/16-18 X 1.50 CAP SCREW	ZIE31C150KCS	8
54	10-24 X 1.25 CAP SCREW	ZIE10C125KCS	10
55	5/16-18 X .875 CAP SCREW	ZIE31C87KCS	4
56	5/16 X 1.000 DOWEL	ZIE31R100PDP	2
57	5/16-18 X 1.00 FLAT SOCKET HEAD CAP SCREW	ZIE31C100KFC	4
58	5/16 FLAT WASHER	ZIE31NWLLOY	7
59	.3125 Stud x 1.75	BPCST-14, 677-306	7
60	.312-24 Whiz Nut	ZIE31FNWFZ/FINE	7
61	1/4 X 5/8 FLAT WASHER	ZIE25NWSF3	2
62	10-32 X .50 BUTTON HEAD CAP SCREW	ZIE10F50KBCS/FINE	2
63	Lee Spring 1.125	LS-LC 026B 17 M	1
64	.187 Ball	BDIH/B CS 3/16 GR 25	2
65	112 N70 O Ring	112 N70-25BAG	2
66	206 Spiral Lock Snap Ring	BDIAMR RST-206	2

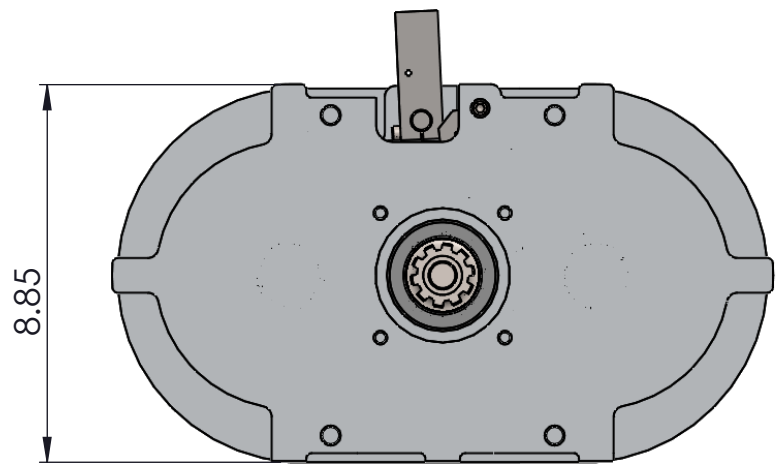
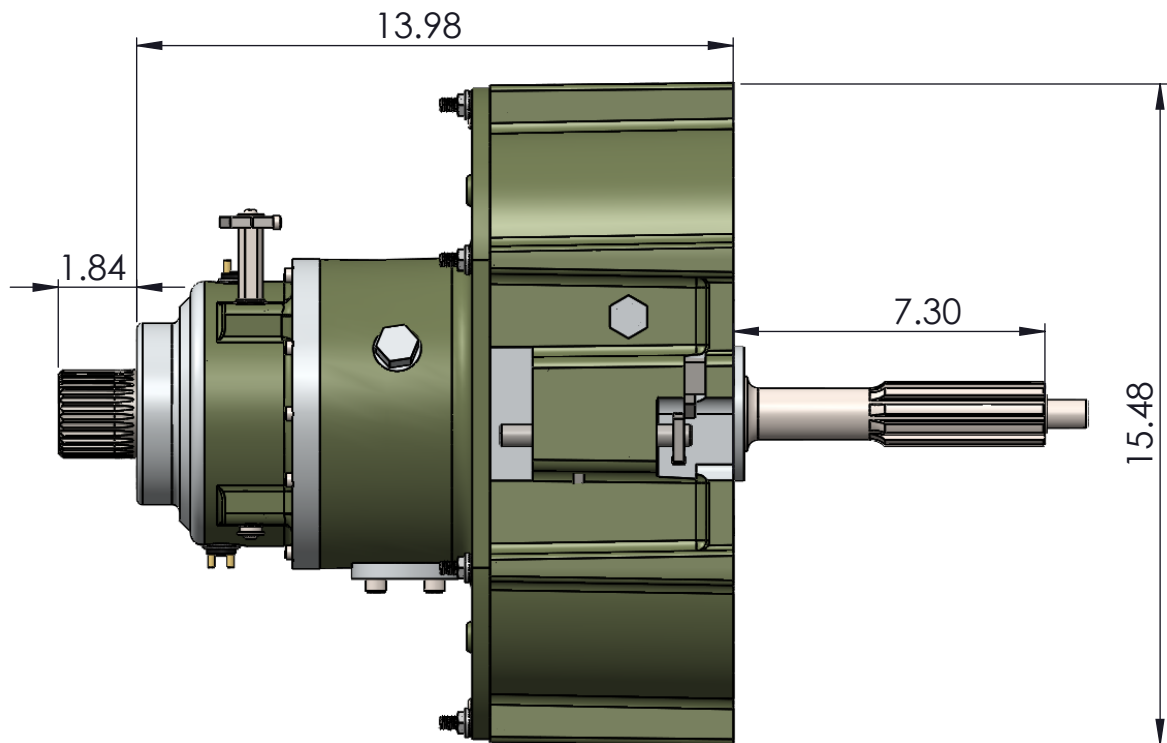


### 2 Speed Twin C/Shaft Build Sheet

The Information contained in this Drawing is confidential and trade secret to SCS Gearbox, and is not to be disclosed without release from the V.P. of Engineering.

739 West Main St. Bellevue, OH. 44811	SIZE	FORM NO.	DWG. NO.	REV.
			SCS-TMN-2SPD-STD	
	SCALE		SHEET	

REVISIONS				
ZONE	REV	DESCRIPTION	DATE	APPROVED



2 Speed Twin C/Shaft Build Sheet

The information contained in this drawing is confidential and trade secret to SCS Gearbox, and is not to be disclosed without release from the V.P. of Engineering.

739 West Main St. Bellevue, OH. 44811	SIZE	FORM NO.	DWG NO.	REV
SCALE				SHEET